

Product data sheet

Specifications



Contact block, Harmony XB4,
Harmony XB5, single contact,
standard contact, screw clamp
terminals, 1NC

ZBE102TQ

Product availability: Stock - Normally stocked in distribution facility

Price*: 16.40 USD

Main

Range of Product	Harmony XB4 Harmony XB5
Product or Component Type	Contact block
Device short name	ZBE
Sale per indivisible quantity	100
IP degree of protection	IP20 IEC 60529
Contact operation	Slow-break
Contact block type	Single
Contacts usage	Standard contacts
Connections - terminals	Screw clamp terminals, $\leq 2 \times 1.5 \text{ mm}^2$ with cable end IEC 60947-1 Screw clamp terminals, $\geq 1 \times 0.22 \text{ mm}^2$ without cable end IEC 60947-1

Complementary

Contacts type and composition	1 NC
Positive opening	With IEC 60947-5-1 appendix K
Operating travel	0.06 in (1.5 mm) NC changing electrical state) 0.2 in (4.3 mm) total travel)
Operating force	2 N NC changing electrical state
Mechanical durability	10000000 cycles
Tightening torque	7.08...10.6 lbf.in (0.8...1.2 N.m) IEC 60947-1
Shape of screw head	Cross pozidriv No 1 Slotted flat $\varnothing 4 \text{ mm}$ Slotted flat $\varnothing 5.5 \text{ mm}$
Contacts material	Silver alloy (Ag/Ni)
Short-circuit protection	10 A cartridge fuse gG IEC 60947-5-1
[Ith] conventional free air thermal current	10 A IEC 60947-5-1
[Ui] rated insulation voltage	600 V 3)IEC 60947-1
[Uimp] rated impulse withstand voltage	6 kV IEC 60947-1

Price is "List Price" and may be subject to a trade discount – check with your local distributor or retailer for actual price.

[Ie] rated operational current	3 A 240 V, AC-15, A600 IEC 60947-5-1 6 A 120 V, AC-15, A600 IEC 60947-5-1 0.1 A 600 V, DC-13, Q600 IEC 60947-5-1 0.27 A 250 V, DC-13, Q600 IEC 60947-5-1 0.55 A 125 V, DC-13, Q600 IEC 60947-5-1 1.2 A 600 V, AC-15, A600 IEC 60947-5-1
Electrical durability	1000000 cycles, AC-15, 2 A 230 V 3600 cyc/h 0.5 IEC 60947-5-1 appendix C 1000000 cycles, AC-15, 3 A 120 V 3600 cyc/h 0.5 IEC 60947-5-1 appendix C 1000000 cycles, AC-15, 4 A 24 V 3600 cyc/h 0.5 IEC 60947-5-1 appendix C 1000000 cycles, DC-13, 0.2 A 110 V 3600 cyc/h 0.5 IEC 60947-5-1 appendix C 1000000 cycles, DC-13, 0.5 A 24 V 3600 cyc/h 0.5 IEC 60947-5-1 appendix C
Mounting of block	Front mounting
Electrical composition code	C1 9) C2 7) C3 6) C4 4) C5 5) C6 3) C7 4) C8 2) C9 3) C12 6) M1 6) M2 4) M3 4) M5 2) M6 2) M7 6) M8 4) M9 2) SF1 3) SF2 2) MF1 2) MF2 2) C10 2) M4 2) C13 1)

Environment

Protective treatment	TH
Ambient Air Temperature for Storage	-40...158 °F (-40...70 °C)
ambient air temperature for operation	-40...158 °F (-40...70 °C)
Standards	IEC 60947-5-4 CSA C22.2 No 14 JIS C8201-5-1 IEC 60947-1 IEC 60947-5-1 UL 508 JIS C8201-1
Product Certifications	CSA UL CCC GOST DNV BV LROS (Lloyds register of shipping)
Vibration resistance	5 gn (f= 2...500 Hz) conforming to IEC 60068-2-6
Shock resistance	30 gn 18 ms) half sine wave acceleration IEC 60068-2-27 50 gn 11 ms) half sine wave acceleration IEC 60068-2-27

Ordering and shipping details

Category	US10CS222469
Discount Schedule	OCS2
GTIN	3389110896718

Returnability	Yes
---------------	-----

Country of origin	US
-------------------	----

Packing Units

Unit Type of Package 1	PCE
------------------------	-----

Number of Units in Package 1	1
------------------------------	---

Package 1 Height	2.20 in (5.600 cm)
------------------	--------------------

Package 1 Width	1.73 in (4.400 cm)
-----------------	--------------------

Package 1 Length	2.13 in (5.400 cm)
------------------	--------------------

Package 1 Weight	0.317 oz (9.000 g)
------------------	--------------------

Unit Type of Package 2	S01
------------------------	-----

Number of Units in Package 2	100
------------------------------	-----

Package 2 Height	5.91 in (15 cm)
------------------	-----------------

Package 2 Width	5.91 in (15 cm)
-----------------	-----------------

Package 2 Length	15.75 in (40 cm)
------------------	------------------

Package 2 Weight	2.249 lb(US) (1.020 kg)
------------------	-------------------------

Unit Type of Package 3	P06
------------------------	-----

Number of Units in Package 3	3200
------------------------------	------

Package 3 Height	29.53 in (75.000 cm)
------------------	----------------------

Package 3 Width	31.50 in (80.000 cm)
-----------------	----------------------

Package 3 Length	23.62 in (60.000 cm)
------------------	----------------------

Package 3 Weight	102.515 lb(US) (46.500 kg)
------------------	----------------------------

Contractual warranty

Warranty	18 months
----------	-----------

Environmental Data

Schneider Electric aims to achieve Net Zero status by 2050 through supply chain partnerships, lower impact materials, and circularity via our ongoing “Use Better, Use Longer, Use Again” campaign to extend product lifetimes and recyclability.

[Environmental Data explained >](#)

[How we assess product sustainability >](#)

Environmental footprint

Carbon footprint (kg CO2 eq, Total Life cycle)	1
--	---

Environmental Disclosure	Product Environmental Profile
--------------------------	---

Use Better

Materials and Substances

Packaging without single use plastic	No
--------------------------------------	----

EU RoHS Directive	Pro-active compliance (Product out of EU RoHS legal scope)
-----------------------------------	--

REACH Regulation	REACH Declaration
------------------	-----------------------------------

China RoHS Regulation	China RoHS declaration
-----------------------	--

California proposition 65	WARNING: This product can expose you to chemicals including: Di-isodecyl phthalate (DIDP), which is known to the State of California to cause birth defects or other reproductive harm. For more information go to www.P65Warnings.ca.gov
---------------------------	--

Use Again

Repack and remanufacture

Circularity Profile

No need of specific recycling operations

WEEE



The product must be disposed on European Union markets following specific waste collection and never end up in rubbish bins.

Take-back


No

Offer Marketing Illustration

Product benefits / Features

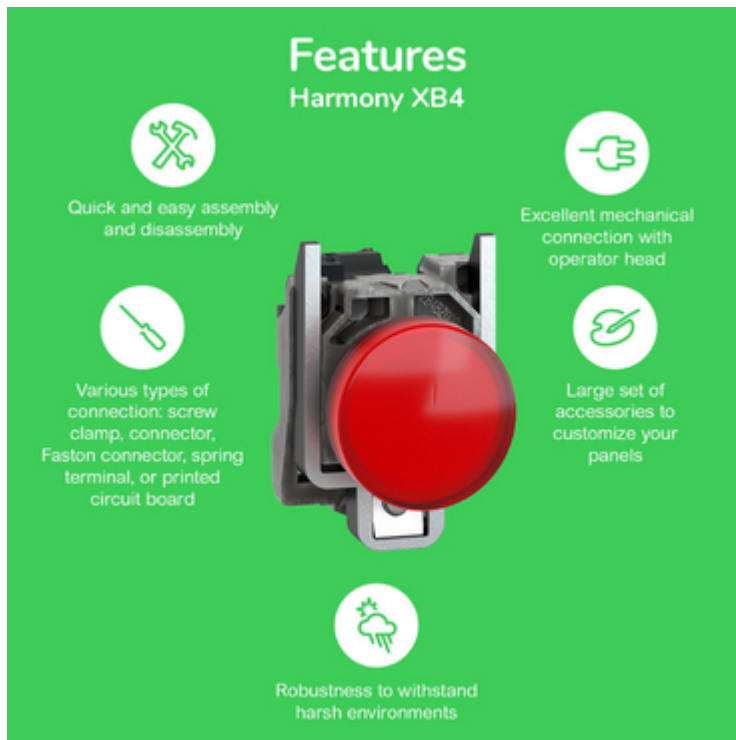
Technical Benefits

Harmony XB4



Offer Marketing Illustration

Product benefits / Features




The infographic features a central image of a red Schneider XB4 terminal block. Surrounding it are five circular icons, each with a corresponding text description of a feature. The background is a solid green color.

Features Harmony XB4

- Quick and easy assembly and disassembly** (Icon: crossed wrench and screwdriver)
- Excellent mechanical connection with operator head** (Icon: hand holding a plug)
- Various types of connection: screw clamp, connector, Faston connector, spring terminal, or printed circuit board** (Icon: screwdriver)
- Large set of accessories to customize your panels** (Icon: plug with a slash through it)
- Robustness to withstand harsh environments** (Icon: lightning bolt and rain cloud)

Image of product / Alternate images

Alternative








Image of product in real life situation

